










# Color the Neuron and Neuroglial Cells



- |   |   |
|---|---|
|  Oligodendrocytes (purple) |  Astrocyte (green)                     |
|  Ependymal Cells (orange)  |  Body of Neuron (blue)                 |
|  Myelin sheaths (pink)     |  Capillary (red)                       |
|  Microglial cells (yellow) |  Nodes or Ranvier and the Axon (brown) |

What is the function of:

1) Oligodendrocytes \_\_\_\_\_

2) Astrocytes \_\_\_\_\_

3) Microglial cells \_\_\_\_\_

4) Myelin sheaths \_\_\_\_\_

5) Describe the path of a nerve impulse in a neuron starting with the dendrite.